

Basic features

Application	Ethernet, CAT 6A
Approval/Conformity	CE cULus WEEE

Environmental conditions

Cable temperature, fixed routing	-40...85 °C
Cable temperature, flexible routing	-10...60 °C
IP rating	IP20/IP20

Electrical connection

Cable	PUR Shielded Green, 10 m
Cable diameter D	6.20 mm ±0.20 mm
Cable, note	Ethernet, CAT 7 by IEC 60332-1
Conductor cross-section	26 AWG
Connection 1	RJ45-Male, straight, 8-pin
Connection 2	RJ45-Male, straight, 8-pin
Number of conductors	8
System	assembled/assembled

Material

Cable jacket material, note	Shielded
Cable jacket, material	PUR
Cable shield	Aluminum foil and copper braid
Material contacts	Bronze/Bronze
Material grip	PVC/PVC

Mechanical data

Cable jacket, color	Green
Cable length L	10.00 m

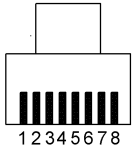
Electrical data

Conductor construction	4x2 twisted-pair
Conductor resistance	≤ 145 Ohm/km at 20 °C
Coupling resistance max.	1Ω /m at 100 MHz
Isolation resistance	≥ 150 MOhm x km at 20 °C
Operating capacitance	nom. 46nF/km at 1kHz
Operating voltage Ub	60 VDC / 50 VAC
Rated current (40 °C)	0.5 A
Surge impedance	100 Ohm ±22 Ohm at 100 MHz
Transfer rate	10 Gbit/s

Remarks

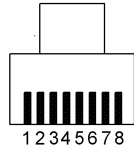
Flame resistance acc. to IEC 60332-1
 Halogen-free per IEC 60754
 Enclosure rating per IEC 60529 or ISO 20653, only in screwed state with the associated mating piece.

Connector Drawings



I

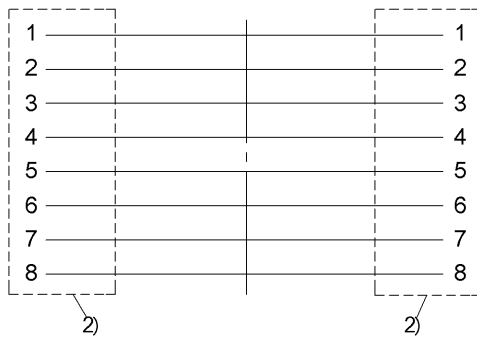
PIN 1: white
PIN 2: orange
PIN 3: white
PIN 4: blue
PIN 5: white
PIN 6: green
PIN 7: white
PIN 8: brown



II

PIN 1: white
PIN 2: orange
PIN 3: white
PIN 4: blue
PIN 5: white
PIN 6: green
PIN 7: white
PIN 8: brown

Wiring Diagrams



2) Shield on housing